






What to do if...




**someone
asks my child
for images**



Your guide on **what to do if** someone
asks your child to send images

If you find out that your child has been asked for private images online, it can be alarming – but it is really important that you are prepared to support them in a calm way.



It's against the law to ask a child for private images. However, through working with all of the children who are part of Respected and Safe (who are all aged 9 – 12 years old) we know that **it is a very common** experience, particularly for primary aged children.

First things first? No matter what a child has sent or posted online, the law is there to protect them.

The law that protects them here is about **'communicating indecently with a child'** and also protects them from people communicating with them about sex, which could look like lots of different things.

What might this look or sound like?

Because this is such a **common occurrence** at the moment, many children are approached very casually for images: "Send pics?" "Do you send nudes?" "Send nudes for £"? "Nudes?" "Sex?"

Across the project both girls and boys have widely reported these requests. If it is clear from their profile **that they are a child** then **the law is broken** at the point the message is sent to them.

We have some safety steps for you to follow

Reassure

Children can find it **very difficult** to share when something like this has happened online.



It can be hard for them to recognise these requests as harmful or feel confident to get support. They may feel nothing can be done about it. Or they may worry it is their fault, or they or others will be punished (especially having the device or app removed) if they mention anything.

Reassure your child that they are not in trouble (and that they have done right thing by telling you). Make sure they know **you are there to support them**, and that you will find a solution together.

Stop and Don't Delete

If someone has sent something that makes a child feel uncomfortable or that they think might get them in trouble, they may want to delete the chat as quickly as possible.



It's important to support them to **stop replying** (whether it is one person or a group chat) but **not delete the chat**. They can block the person without losing the messages.

Even if messages appear to have disappeared from the app (e.g. Snapchat) or have been deleted, they can be recovered later by the Police. If your child has taken screenshots or a screen recording, or a note of any relevant username or group name, hold onto those.

These messages then need to be reported (see next step) so that we can all help stop this happening again to them or other children. Even if things have been deleted, you can and should still report.

Report It To The Police

Help them to report the incident to the police.

It's really important that we get more of this kind of online harm reported to the police.



You can report to the police by calling 101.

If your child wants to report something that has happened online, but doesn't want to report directly to the police (either by themselves or with your help), you can also help them to make a report via CEOP www.ceop.police.uk. Using the CEOP website, they can make a written report.

It is only through gathering more information that it can become possible for police to work out who is behind accounts requesting images from children; reporting an incident could help other children, too.

If you don't feel confident to do this, please contact us through our website and we can support you to report.

YOU CAN ALWAYS TALK TO US

Report It To The Platform

Once you have helped them to report the incident to the police, then you can support your child to report it to the platform where it happened, using in-app reporting tools.


Social media platforms don't usually process reports to police – so it's important to support children to report incidents properly before carefully using in-app reporting tools to say exactly what kind of harm has happened.



What if someone makes images using AI?

AI brings lots of new challenges for children's safety online, but one of the major risks is around the generation of intimate images.

If someone says they have made images of your child, it is important to follow the same 5 Steps to get the incident reported.



If your child has shared images or someone has made images of them using Artificial Intelligence, you can also use a tool called **Report Remove**.

If you submit the image to Report Remove, the **Internet Watch Foundation** will remove it from the internet so it can't be sent, spread or posted.

It's important you go to the police **before** doing this to make sure the original images are dealt with properly.

www.childline.org.uk/info-advice/bullying-abuse-safety/online-mobile-safety/report-remove





Everything that happens
to children online *matters*.

cybersafescotland.org